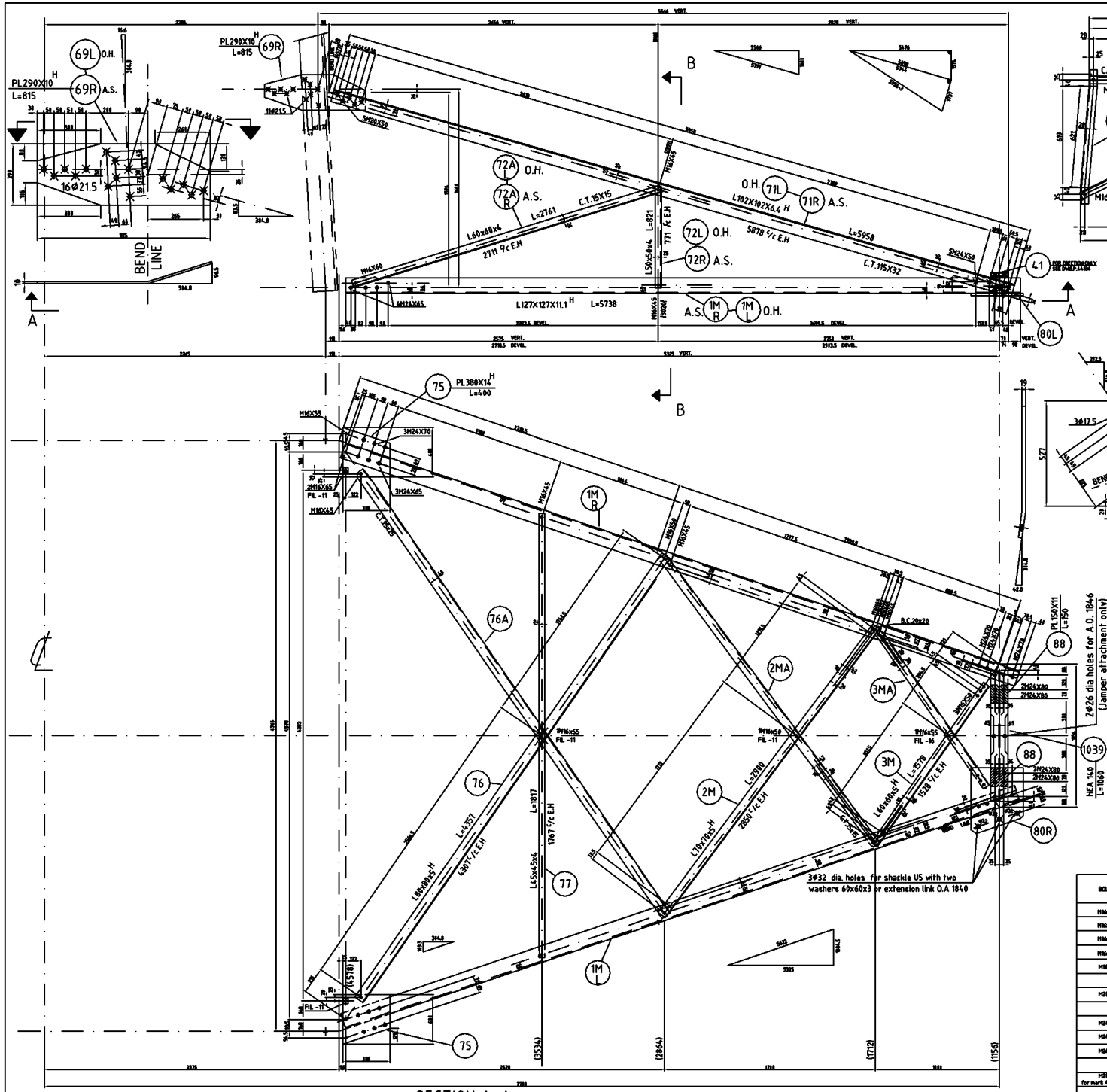

SECTION A-A

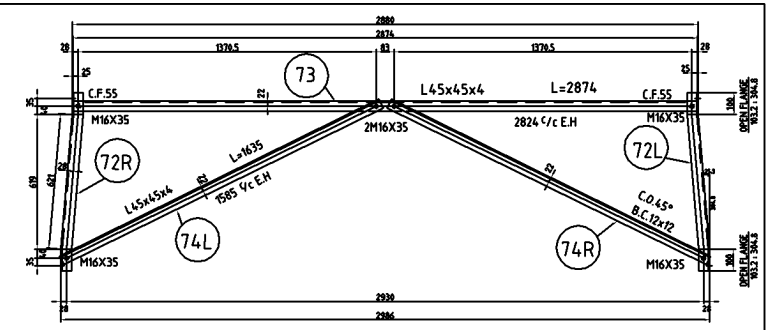

SECTION B-B

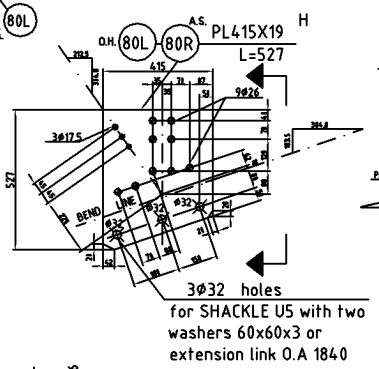

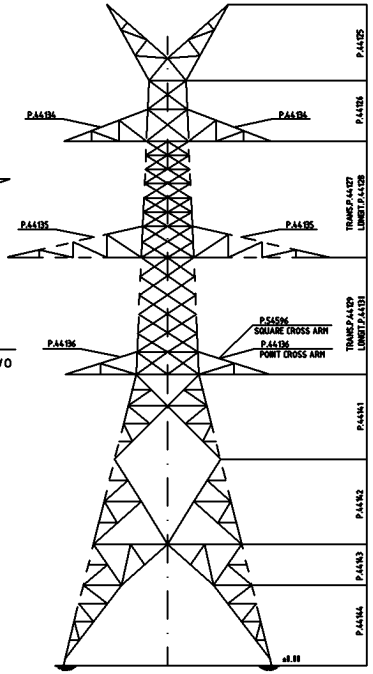

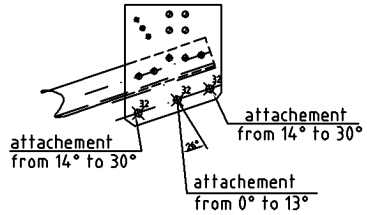

BOLTS	FOR ONE CROSS ARM
M16x35	6
M16x45	16
M16x50	11
M16x55	4
M16x60	2
M20x50	20
M24x65	14
M24x70	12
M24x80	8
M20x60 for mark 41 only	8

NOTES

NOT DIP GALVANIZED

H.. HIGH TENSILE STEEL, m.. MILD STEEL

ALL HOLES AS FAR AS NOT BEING EXACTLY DIMENSIONED

ALL BOLTS TO BE HIGH TENSILE STEEL

NUTS, WASHERS OF MILD STEEL

KL AND K.. COLD ROLL FORMED SECTIONS

L.. HOT ROLLED SECTIONS

NOTES

1. ⌖17.5 mm dia holes for 16mm dia bolts,cut edge 25 mm unless noted
2. ⌖21.5 mm dia holes for 24mm dia bolts,cut edge 30 mm unless noted
3. ⌖26 mm dia holes for 24mm dia bolts,cut edge 40 mm unless noted
4. For bottom square cross arm see dwg.: GAE P54596A

ELBEN

TEXNIKO GRAFEIO
SXEDIA METALLIKVN KATASKEYVN
TRIKOVPH 40 BOLOS THL. 24210-71787KH 24210-71061

PELATHS:	D.E.H. A.E./D.N.E.M.
ERGON :	PYLVNES GRAMMVN METAFORAS #180
TITLOS SXEDIOY:	PYRGOS TYPO"115" BOTTOM POINT CROSS ARM

METATROPES	ONOMA KAI YPOGRAFH		
ONOMA KAI PERIGRAFH			
	ELBEN		
	KLIMAKES	ARIUMOS SXEDIOY	FYLLA
		P.44136f.	